

Ameba

.44



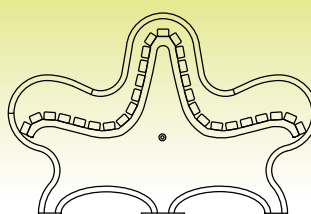
Panchina in fusione di ghisa e doghe in legno esotico pregiato. Disponibili nella versione singola [S] e doppia [D], entrambe in due differenti lunghezze: 1.500 mm e 2.000 mm.

Bench in cast iron and staves of exotic fine wood. Available in single [S] and double [D] version, both in different lengths: 1.500 / 2.000 mm.



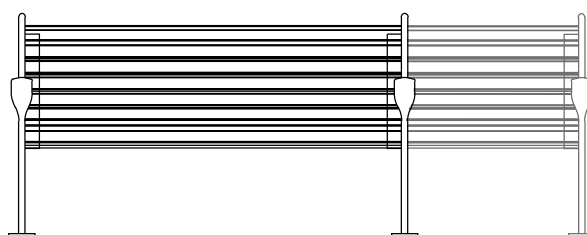
**Ameba [S]
1.500**

h 875 · 1.580 x 790 mm
h 875 · 1.580 x 1.367 mm



**Ameba [D]
2.000**


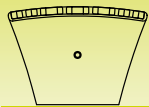
h 875 · 2.080 x 790 mm
h 875 · 2.080 x 1.367 mm




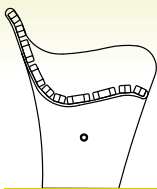
Panchine · Benches

Arona

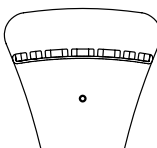
.45



Arona SB
h 450 · 1.560 x 625 mm
h 450 · 1.860 x 625 mm



Arona CS
h 808 · 1.820 x 679 mm
h 808 · 2.120 x 679 mm



Arona CB
h 630 · 1.820 x 695 mm
h 630 · 2.120 x 695 mm

Serie di panchine realizzate in fusione di ghisa e doghe in legno esotico pregiato. Disponibili in tre versioni e due differenti lunghezze.

Series of benches in cast iron and staves of exotic fine wood. Available in three versions and two different lengths.

Panchine · Benches

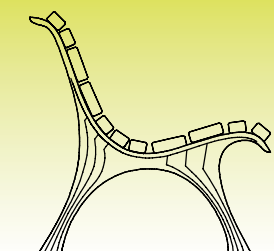
Cascia

.46



Panchina realizzata in fusione di ghisa e doghe in legno esotico pregiato. Disponibile in due lunghezze: 1.500 mm e 1.800 mm.


Bench in cast iron and staves of exotic fine wood. Available in two lengths: 1.500 / 1.800 mm.




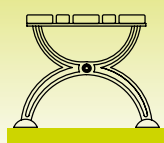
Cascia

h 712 · 1.500 x 713 mm

h 712 · 1.800 x 713 mm


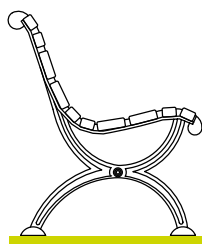


Adia · Adia 2



Adia 2
h 400 · 1.500 x 470 mm
h 400 · 1.800 x 470 mm

Serie di panchine realizzate in fusione di ghisa e doghe in legno esotico pregiato. Disponibili in due differenti lunghezze: 1.500 mm e 1.800 mm.



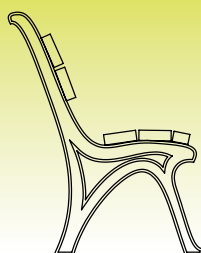
Adia
h 880 · 1.500 x 700 mm
h 880 · 1.800 x 700 mm

Bench series realized in cast iron and staves of exotic fine wood. Available in two lengths: 1.500 / 1.800 mm.




Panchina realizzata in fusione di ghisa e doghe in legno esotico pregiato. Disponibile in due differenti lunghezze: 1.500 mm e 1.800 mm.

Bench in cast iron and staves of exotic fine wood. Available in two different lengths: 1.500 / 1.800 mm.

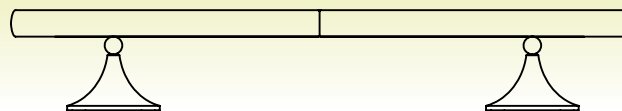



P3
h 850 · 1.500 x 450 mm
h 850 · 1.800 x 450 mm



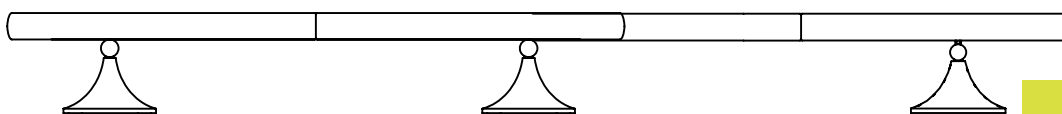


Serie di panchine realizzate in fusione di ghisa, acciaio e pietra. Disponibili in due versioni.



Duomo 280
h 460 - 2.800 x 660 mm

Bench series in cast iron, steel and stone. This model is available in two versions.



Duomo 480
h 460 - 4.800 x 660 mm